

ID card, ID book, Passport User guide



SOUTH AFRICA

ID Documents allowed when registering to vote.

ID card




Green barcoded ID book

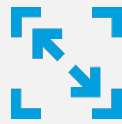


Passport



Tempory ID document





Sizing

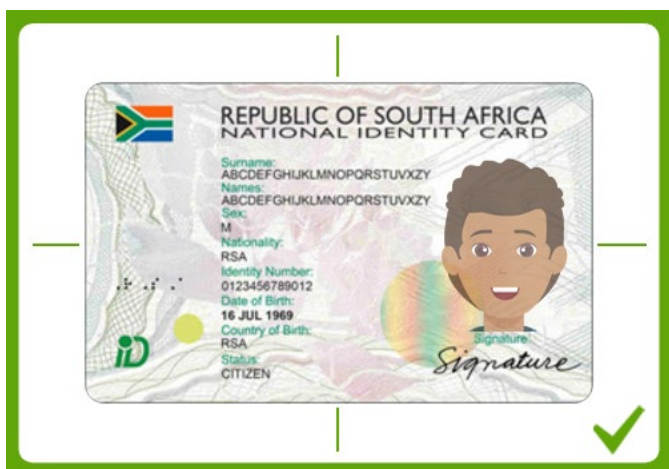
Bring the document up close.

Aim for around 70% image width when placing the document within the camera frame.



Spacing

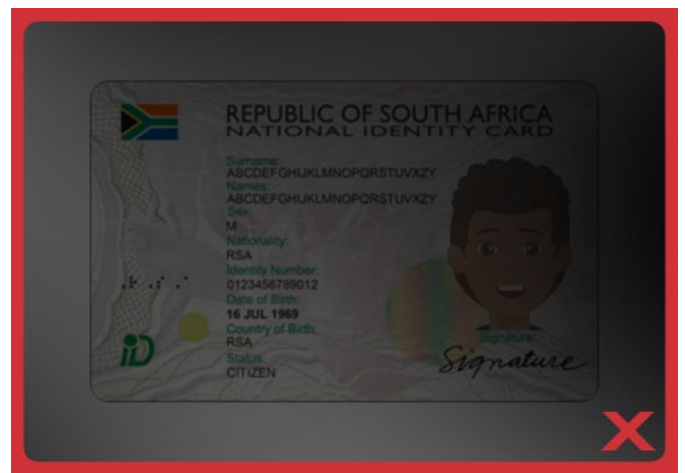
Let the image “breathe” by leaving sufficient spacing on each side.





Lighting

Ensure good lighting. Make sure the image is well-lit.



Flash

Ensure good natural lighting, avoid glare and reflection.





Focus

Ensure good lighting.
Auto-focus – avoid blurring of image.



We're still working on see-through technology. Until it's out, please hold the document so that you don't cover any part of it with your finger.

